




TECH BYTES



Orange Board of Education

April 2019/ 2013



Inaugurated by the Academy of American Poets in 1996, National Poetry Month is now held every April, when schools, publishers, libraries, booksellers, and poets throughout the United States band together to celebrate poetry and its vital place in American culture. Thousands of organizations participate through readings, festivals, book displays, workshops, and other events.

National Poetry Month is a month-long, national celebration of poetry established by the Academy of American Poets. The concept is to widen the attention of individuals and the media—to the art of poetry, to living poets, to our complex poetic heritage, and to poetry books and journals of wide aesthetic range and concern. We hope to increase the visibility and availability of poetry in popular culture while acknowledging and celebrating poetry's ability to sustain itself in the many places where it is practiced and appreciated.

- ✓ The goals of National Poetry Month are to:
- ✓ Highlight the extraordinary legacy and ongoing achievement of American poets □ Introduce more Americans to the pleasures of reading poetry □ Bring poets and poetry to the public in immediate and innovative ways
- ✓ Make poetry a more important part of the school curriculum
- ✓ Increase the attention paid to poetry by national and local media
- ✓ Encourage increased publication, distribution, and sales of poetry books
- ✓ Increase public and private philanthropic support for poets and poetry

[30 Ways to Celebrate](#)

Lesson Plans and Activities

Scholastic

<http://teacher.scholastic.com/poetry/>

Read Write Think

<http://www.readwritethink.org/classroom-resources/calendar-activities/april-national-poetry-month-20478.html>

Reading Rockets

<http://www.readingrockets.org/calendar/poetry>

Teacher Vision

<https://www.teachervision.com/poetry/teacher-resources/6657.html>

Teacher's Guide

<http://www.theteachersguide.com/poetrymonth.htm>

Education World

http://www.educationworld.com/a_special/poetrymonth.shtml

April is National Autism Awareness Month



World Autism Day marks the kickoff of an entire month dedicated to spreading awareness about Autism Spectrum Disorder. Autism Society, the nation's leading grassroots autism organization, launched the observance month to "promote autism awareness, inclusion and self-determination for all, and assure that each person with ASD is provided the opportunity to achieve the highest possible quality of life."

In the United States, autism affects 1 in every 110 children.

National Autism Awareness Month aims to make the public more aware about this widespread disability and the issues which arise in the autism community. As about 1 in 150 people in America have autism, the chances are that you know someone with this disability. A better informed public will be more empathetic and supportive towards people with autism.

Teacher Resources

[**Educating Children about Autism in an Inclusive Classroom**](#)

[**PBS Kids and Autism Awareness**](#)

[**Autism Speaks School Community Tool Kit**](#)

This kit provides helpful information about students with autism to promote understanding and acceptance at school. It includes tools and strategies to increase learning for all members of the school community.

Children's Rights to Read

1. Children have the **basic human right** to read.
2. Children have the right to **access** texts in print and digital formats.
3. Children have the right to **choose** what they read.
4. Children have the right to read texts that **mirror** their experiences and languages, provide **windows** into the lives of others, and open **doors** into our diverse world.
5. Children have the right to read for **pleasure**.
6. Children have the right to **supportive** reading environments with knowledgeable literacy partners.
7. Children have the right to extended **time** set aside for reading.
8. Children have the right to **share** what they learn through reading by collaborating with others locally and globally.
9. Children have the right to read as a springboard for other forms of **communication**, such as writing, speaking, and visually representing.
10. Children have the right to benefit from the financial and material resources of governments, agencies, and organizations that **support** reading and reading instruction.

Pledge your support for these #RightsToRead:
literacyworldwide.org/rightstoread

April is Financial Literacy Month

Pathway to Financial Success

In Schools

<https://www.pathwayinschools.com/educators/overview>

Discover is committed to bringing financial education into classrooms across the country in a fun and interactive way to help students gain an understanding of personal finance. We believe that teaching children the skills they need to succeed long after they leave the classroom will help prepare them for a brighter and more responsible financial future.

Take your students on a financial literacy journey to set them on a path of financial success. Step-by-step navigation helps to guide you and your students through the ready-to-use resources. Explore the learning activities that will equip your middle school and high school students with the skills and habits needed to reach their financial and personal goals.

Your students can view our short videos to learn about key personal finance topics and connect them to their own lives. Concepts align with the Council for Economic Education (CEE) financial literacy standards.

Your students can complete our self-paced, interactive online modules individually, in small groups, or as a whole class. Students can access modules from any device with a browser. Engage your classes in hands-on standards-aligned learning activities where your students relate the concepts to their lives and practice key academic skills.

ADDITIONAL RESOURCES

Council for Economic Education

<https://www.councilforeconed.org/financial-literacy-month/>

National Financial Educators Council

<https://www.financialeducatorsCouncil.org/financial-literacy-curriculum/>



<https://wonderopolis.org/>

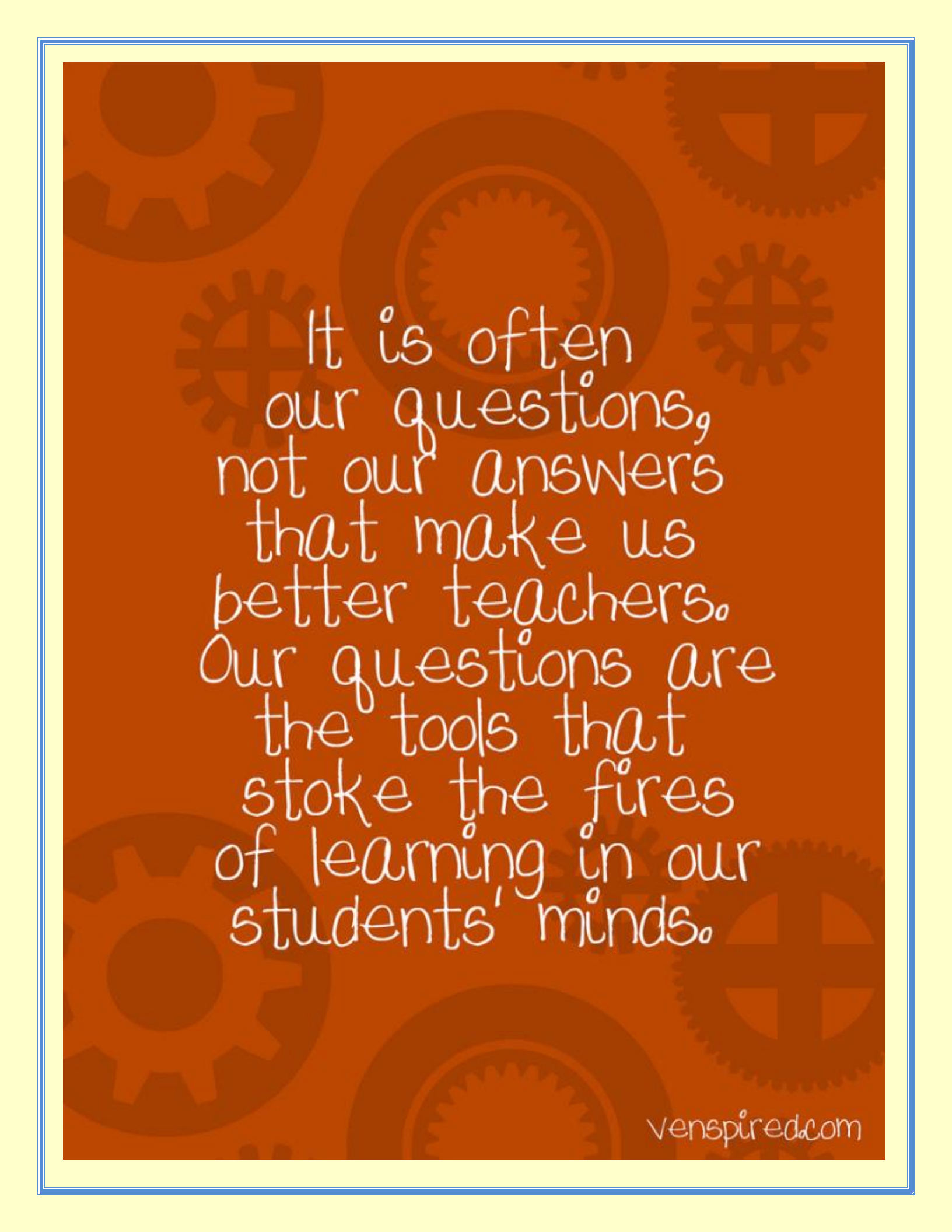
Wonderopolis was created by the National Center for Families Learning (NCFL) in 2010, and it has become one of the most popular education sites today. Some highlights of the platform include:

- ✓ 2,000+ Wonders of the Day (and counting!), covering a vast range of topics—you're sure to find something that interests you!
- ✓ We've had more than 45 million visitors since the site launched and currently welcome more than one million visitors each month.
- ✓ 65,000+ comments submitted by our users, each with a personal response from Wonderopolis.
- ✓ More than 130,000 Wonder questions submitted by our users in the Wonder Bank. All of our new Wonders of the Day now come from questions from our users.
- ✓ Platform extensions including the gamified Camp Wonderopolis and the Wonder Ground educator network.

The excitement of learning that comes from curiosity and wonder is undeniable, and Wonderopolis helps create learning moments in everyday life—ones that fit in with dinner preparations, carpool responsibilities, a stolen moment between breakfast and the bus, or within school curriculum and education programs. From the very beginning, Wonderopolis has been lauded for our fresh approach to wonder and learning.

Teachers can use the daily Wonder to jumpstart their students' critical thinking, or dip into our ever-growing collection of Wonders for content that relates to specific themes and student interests.

The possibilities for using Wonderopolis in the classroom are endless, and we invite you to find classroom resources, lesson plans, correlations to education standards, and real-world applications in the Wonder Ground, a network we created especially to support educators.

The background is a solid orange color with several faint, semi-transparent gear patterns scattered across it. A thin blue double-line border frames the entire image.

It is often
our questions,
not our answers
that make us
better teachers.
Our questions are
the tools that
stoke the fires
of learning in our
students' minds.



<http://ditchthattextbook.com/2016/08/15/10-sites-for-students-with-free-time-on-their-hands/>

When students are done with an assignment or project, how can they spend extra time wisely? These sites give them something academic to chew on. When my students have free time on their hands, direct them somewhere online that is engaging or interesting as well as academic in some form. Here are some of my favorite spots to direct students that will encourage and inspire them. File them away for a rainy day, and if you need something stimulating for your students, pull them out!

- [1. Free Rice](#)
- [2. The Blood Typing Game](#)
- [3. GeoGuessr](#)
- [4. Smarty Pins](#)
- [5. iCivics](#)
- [6. Quiver](#)
- [7. Wonderopolis](#)
- [8. A Google a Day](#)
- [9. Code.org](#)
- [10. Street View Treks](#)
- [11. Duolingo](#)
- [12. The 5 Clue Challenge](#)
- [13. TED-Ed](#)
- [14. Crash Course](#)
- [15. Crash Course Kids](#)
- [16. Sci Show Kids](#)
- [17. Pixar in a box](#)
- [18. Google Arts and Culture](#)
- [19. Dollar Street](#)
- [20. Google Quick Draw!](#)



The Google Drive Advanced Search is a thing of beauty.

To open the Google Drive advanced search, click on the drop-down arrow at the end of the Google Drive search box, and you will find that you can search by file type, visibility, owner and much more!

(Note: the advanced search looks a little bit different in a Google Apps for Education account than it does in your personal account.)

1. Search Google Drive by Keyword or Name

Just type in your keyword terms in the search box to start your search. This search also has the auto-complete feature we are used to seeing in our Google searches. Remember the auto-complete is not showing a complete picture.

After you have typed in your keywords, hit Return/Enter to see the complete results.

2. Search Google Drive by File Type

When you click in the search box, a list of file types appears below the search box.

You can quickly filter your drive by file type to see a list of files by type.

You can also filter by file type with additional parameters using the advanced search tool.

Click on More Search Tools at the bottom of the search box,

3. Search Google Drive by Date Modified

If you know the date or date range that the file was modified, you can also refine your search by the date.

You can use the pre-set date options to filter, or if you want to enter a custom date or date range, you can select Custom.

4. Search Google Drive for Words the Item Contains

Searching for words the item contains is going to search the content within your files as well as the title.

5. Search by Owner

You can search your Google Drive for files that are owned by you, or not owned by you. If you remember who owned the file, you can search by the owner by specifically entering their email address.

6. Search Google Drive by “Shared With”

You can also search for files that have been shared with certain users. Simply type in the name or email address of the person with whom the file was shared.

7. Search Google Drive by “Located In”

If you happen to know if the file has been starred or placed in the trash, you can specifically search those locations as well.

8. Search Google Drive for Exact Phrase

If you know your file is titled or contains an exact phrase, you can type that phrase into the search surrounded by quotes to locate every file that contains that exact phrase, similar to an exact phrase search on google.com. (Example: “Shake Up Learning”)

Complete Article: https://shakeuplearning.com/blog/8-fantastic-ways-to-find-anything-in-google-drive/?ck_subscriber_id=20505390



Welcome to Making Learning Fun.

An early childhood education website filled with free printables designed to do just that, Whether you are a parent, teacher, or childcare provider, you'll love this site filled with educational printables and activities for the children you love. You'll find that pre-kindergarten through first grade students will enjoy our activities most, but you'll find yourself having fun too



<https://www.stemfinity.com/Free-STEM-Education-Resources>

Free STEM Resources
Check out these free STEM resources gathered from around the web!



eSafety: How to Keep Kids Safe Online



<https://www.whoishostingthis.com/resources/e-safety/>



[Parent Tips: How to Help Your Child Prepare for Standardized Tests](#)

Standardized tests currently play a major role in the United States public schools. Your child may take one or more standardized tests during the school year, and your child's teacher may spend class time on test preparation throughout the year. As a parent, there are a number of ways that you can support your child before and after taking a standardized test, as well as a number of ways you can support your child's learning habits on a daily basis that will help her be more prepared when it's time to be tested.

[Essential Standardized Test Taking Tips for Parents](#)

[Parent Tips to Help Prepare Your Student for Standardized Testing](#)

WEBINARS



[Tips for Surviving All Types of Assessments as a Classroom Teacher](#)

Tuesday, April 23, 2019 @ 5:00 pm - 6:00 pm EDT

Presented by Vernice Y. Jones, Candidate in the M.Ed. in School Counseling program, Freed-Hardeman University, TN

Hosted by Dr. Monte Tatom, Associate Professor of Education, Freed-Hardeman University, TN

In this edWebinar, you will hear from Vernice Jones, a candidate in the M.Ed. in School Counseling program at Freed-Hardeman University, on helpful tips for educators regarding various types of assessments. Vernice will discuss essential tips for how to feel less stressed during testing time, planning, and organization and relieve anxiety for both educators and students.

[Additional edWebinars for April 2019](#)



#CPCHAT

WHAT DO YOU WANT LEADERS TO DO WITH TECHNOLOGY?

GOOD ANSWERS

- TWEET
- USE GOOGLE APPS (OR OFFICE 365!)
- WRITE A BLOG POST
- USE A LEARNING MANAGEMENT SYSTEM
- PUBLISH A VIDEO
- TEXT REMINDERS HOME
- DEVELOP A WEBSITE
- MAKE A PRESENTATION
- CREATE A SPREADSHEET

BETTER ANSWERS

- BUILD RELATIONSHIPS
- CONNECT WITH COMMUNITIES - IN MULTIPLE WAYS
- FLATTEN ORGANIZATIONS
- COLLABORATE - LOCALLY AND GLOBALLY
- CHANGE CULTURES
- LEARN FROM ANYONE (AND EVERYONE!)
- OPENLY REFLECT
- TELL POWERFUL STORIES
- DEVELOP PERSONAL LEARNING OPPORTUNITIES
- DRIVE CHANGE AND


LEAD!

TECHNOLOGY IS A TOOL, NOT A LEADERSHIP OUTCOME.

IDEAS BY @GCOUROS | ART BY @PLUGUSIN


TECHNOLOGY HUMOR

© Randy Glasbergen. www.glasbergen.com



"Facebook is a website, but Charlotte's Web is a book. I'm really confused!"


© Randy Glasbergen
glasbergen.com



"When I grow up, I want to be an app."

© Randy Glasbergen / glasbergen.com

WELCOME TO
KINDERGARTEN!



"You're telling me it will take 13 years to install my education! What kind of outdated software is this school using?"

Copyright 2007 by Randy Glasbergen.
www.glasbergen.com



"I hacked into the school computer and changed all my grades. Then the school hacked into my computer and deleted all my games!"